



United Nations

Department of Economic and Social Affairs

Enhancing the capacity of local and regional governments for delivering the SDGs through a Whole-of-Government approach, smart cities, enhanced infrastructure asset management and resilience, monitoring & evaluation and innovative finance and partnerships

UNOSD Training Event, 11th Session of the World Urban Forum
Katowice, Poland

Date: Thursday, 30 June 2022

Time: 9:00AM to 11:45 AM - Central European Summer Time (CEST: UTC+2h)

Venue: International Congress Centre, Multifunction Hall, Room 7



Photo Credit: wuf.unhabitat.org

Good Governance to Accelerate SDG Implementation at national and subnational levels

Prof Lichia Saner-Yiu

Centre for Socio-Eco-Nomic
Development (CSEND)
www.csend.org

Key Points



- The context “Building Back/Forward Better”
 - Overcoming impact of COVID-19 Pandemic & narrowing the distance to SDGs
- **Governance as an mechanism to accelerate the attainment of SDGs & to safeguard LNOB**
- The essential role of monitoring & data collection for SDG implementation
- **Standardisation as a governance tool for empowerment and engagement at subnational level and for alignment at national level**



Point 1

CONTEXT OF BUILDING BACK/FORWARD BETTER


Recovery Is Slowing Down with Overall Positive Outlook....



WORLD ECONOMIC OUTLOOK APRIL 2022

GROWTH PROJECTIONS BY REGION

(PERCENT CHANGE)



IMF.org/social

Source: IMF, *World Economic Outlook*, April 2022.

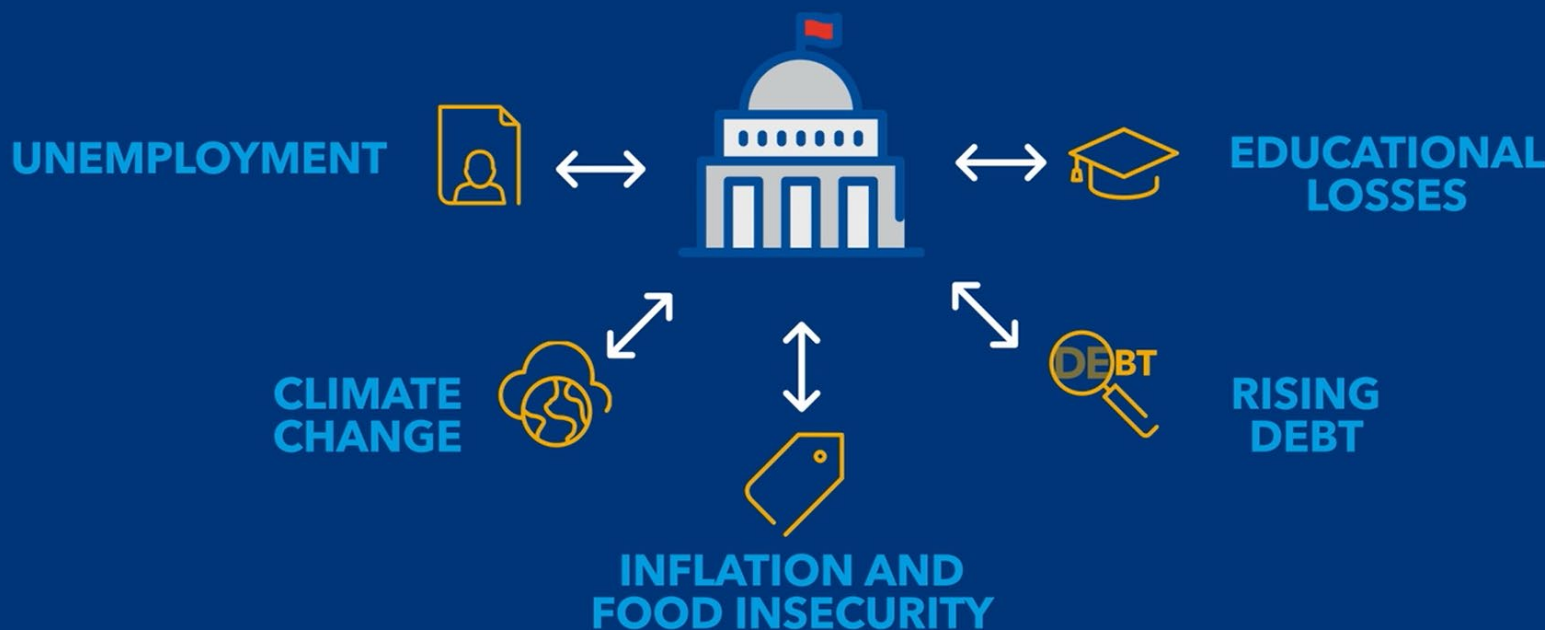
Note: Order of bars for each group indicates (left to right): 2021, 2022 projections, and 2023 projections.

<https://www.imf.org/en/Publications/WEO/Issues/2022/04/19/world-economic-outlook-april-2022>

WORLD ECONOMIC OUTLOOK OCTOBER 2021 RECOVERY DURING A PANDEMIC



Many countries face difficult policy tradeoffs
as they confront:



<https://www.imf.org/en/Publications/WEO/Issues/2021/10/12/world-economic-outlook-october-2021>

The new geography of jobs, skills, incomes



(Source: Michael Storper, 2016, Talk at HEID, Geneva)

- ▶ **New Economic Geography (NEG)** predicted:
- ▶ *agglomeration* of innovative industries of the New Economy;
- ▶ The advantages of city **size** and city **density** for waves of innovative activity.
- ▶ Economy **pre-1980** was a maturing phase of 20th century industries, based mostly on mechanical engineering. Favored suburban areas, smaller cities and more recently, emerging economies – a de-agglomeration phase with weakening premium on density

The new geography of jobs, skills, incomes



(Source: Michael Storper, 2016, Talk at HEID, Geneva)

- ▶ Since then, the New Economy has changed all that and it is likely to last for quite some time.
- ▶ Cities and big, dense cities, are centers of concentrated job, income and population growth because they are **hotbeds of fast-moving and innovative forms of economic activity**, which are the ones that are the **comparative advantage** of wealthy countries in the global economy. (e.g. Singapore, Boston, San Jose)
- ▶ Impact of COVID pandemic?




DATABASE - ACHIEVING THE SDGs IN CITIES AND REGIONS – AN OECD DATA AND VISUALISATION TOOL

Measuring the distance to the SDGs in regions and cities

With its more than 100 indicators, this OECD tool measures the distance towards the SDGs in more than 600 regions and 600 cities of OECD and partner countries.



Leaflet

 **Start to explore**

Regions Cities

What is a region?
See the definition [here](#).

Australian Capital Terri... x ▾

Go!



Get started

About
Download

About us

OECD
Local SDGs

Support

Terms of Use



<https://city2city.network/database-achieving-sdgs-cities-and-regions-%E2%80%93-oecd-data-and-visualisation-tool>

Measuring the distance to the SDGs

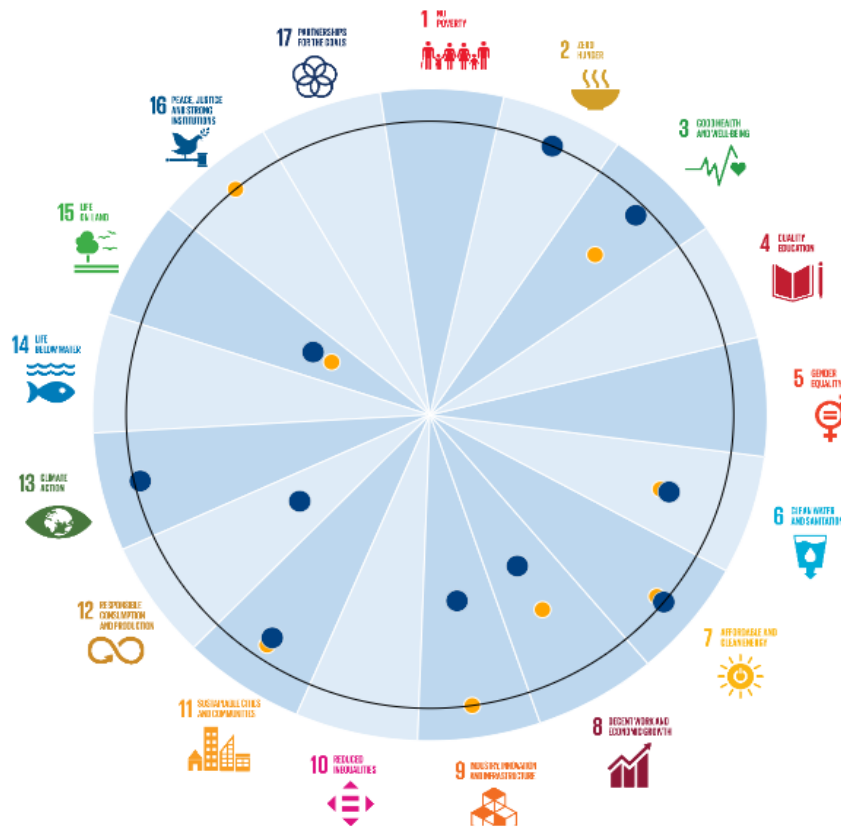


Overview of Geneva, Switzerland

See all cities and indicators

How to read this graph

- Selected city
- Country average
- End value for 2030



more than 100 indicators, this OECD tool measures the distance towards the SDGs in more than 600 regions and 600 cities of OECD and partner



Get started

About us

Support



Point 2

GOVERNANCE FOR ACCELERATING SDGS AND SAFEGUARDING LNOB

Reimagining



“For the first time in history, more people live in urban settlements than outside of them. The concentration of people, power, and wealth in cities **creates many possibilities for tackling some of the world’s most pressing problems.**

At the same time, urban areas are on the **frontline of challenges** that range from climate change and extreme poverty to multiple layers of violence and pandemics.”

(Source: United Nations University Centre for Policy Research, 2017)

Definition of Governance



Governance as the **processes** by which public decisions are made, the **mobilization** of public and private resources to implement them, and the **evaluation** of their substantive outcomes.

Local governance is centred on local government institutions, which encompass municipalities and their dependent special-purpose bodies. (Zack Taylor, 2016)

https://www.academia.edu/26224052/Good_Governance_at_the_Local_Level_Meaning_and_Measurement



On Track to Achieve the 2030 Agenda for Sustainable Development,

If





REFRAMING THE FOCUS

Post COVID-19:

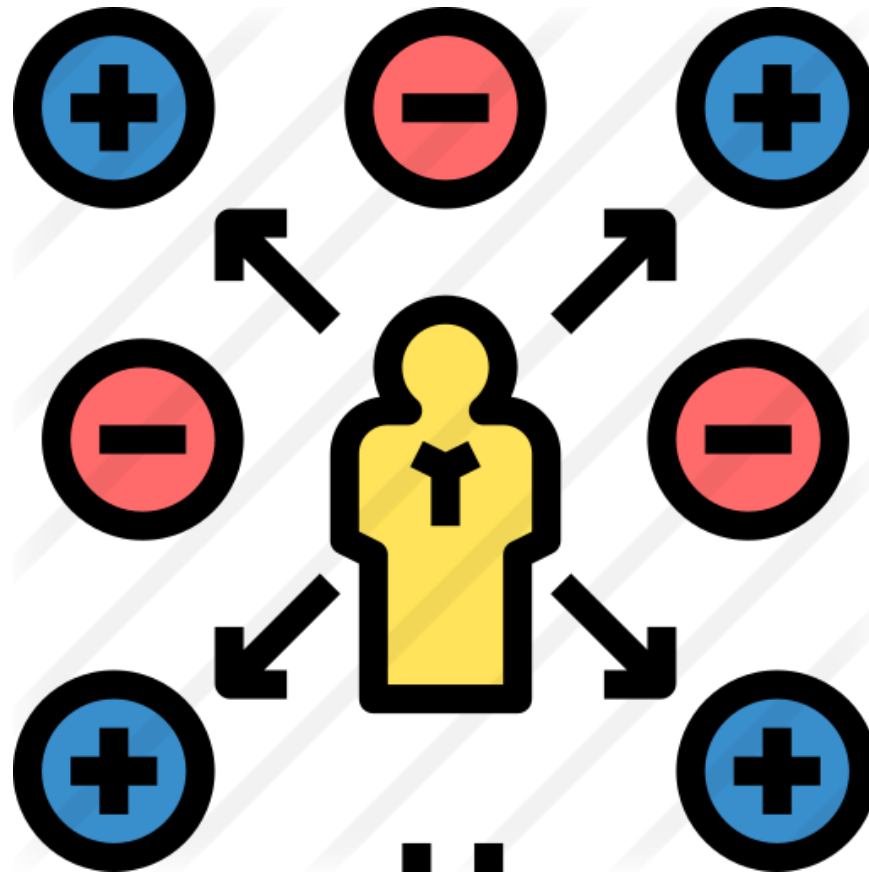
**Prioritising “Leaving No One Behind”
at City Level with participation and
transparency through “Standards”**

**Governance and Process Data as Pathway to
Accelerate SDG Attainment within the Smart
Cities**



(Source: <https://icon-library.com/icon/accelerate-icon-10.html.html>>Accelerate Icon # 174839)

Disruption could also be a great opportunity.....



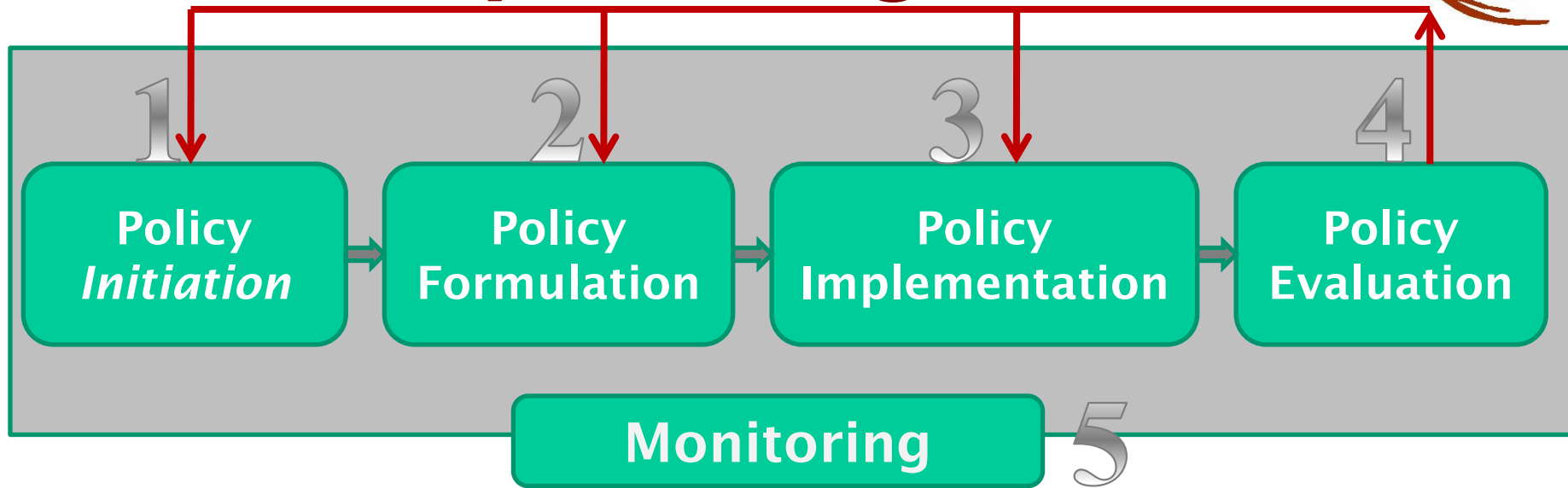
Source: https://www.flaticon.com/premium-icon/opportunity_1610611



Point 3

ROLE OF MONITORING & DATA

Policy Making Process



Ownership + Coherence + Relevance

= Quality + Good Governance

(Adopted from Yiu & Saner, 2010)

Smart & Sustainable Cities



Technology
(Connectivity:
things, services,
people, ideas
and data)



Sustainability
(Economic
Growth, Inclusion
& Environmental
Health)



Smart City
(Shared &
Sustained
Prosperity in a
sound
ecosystem)

Trust and Good Governance

Transparency, Participation, Feedback

Infrastructure & Mechanism



Point 4

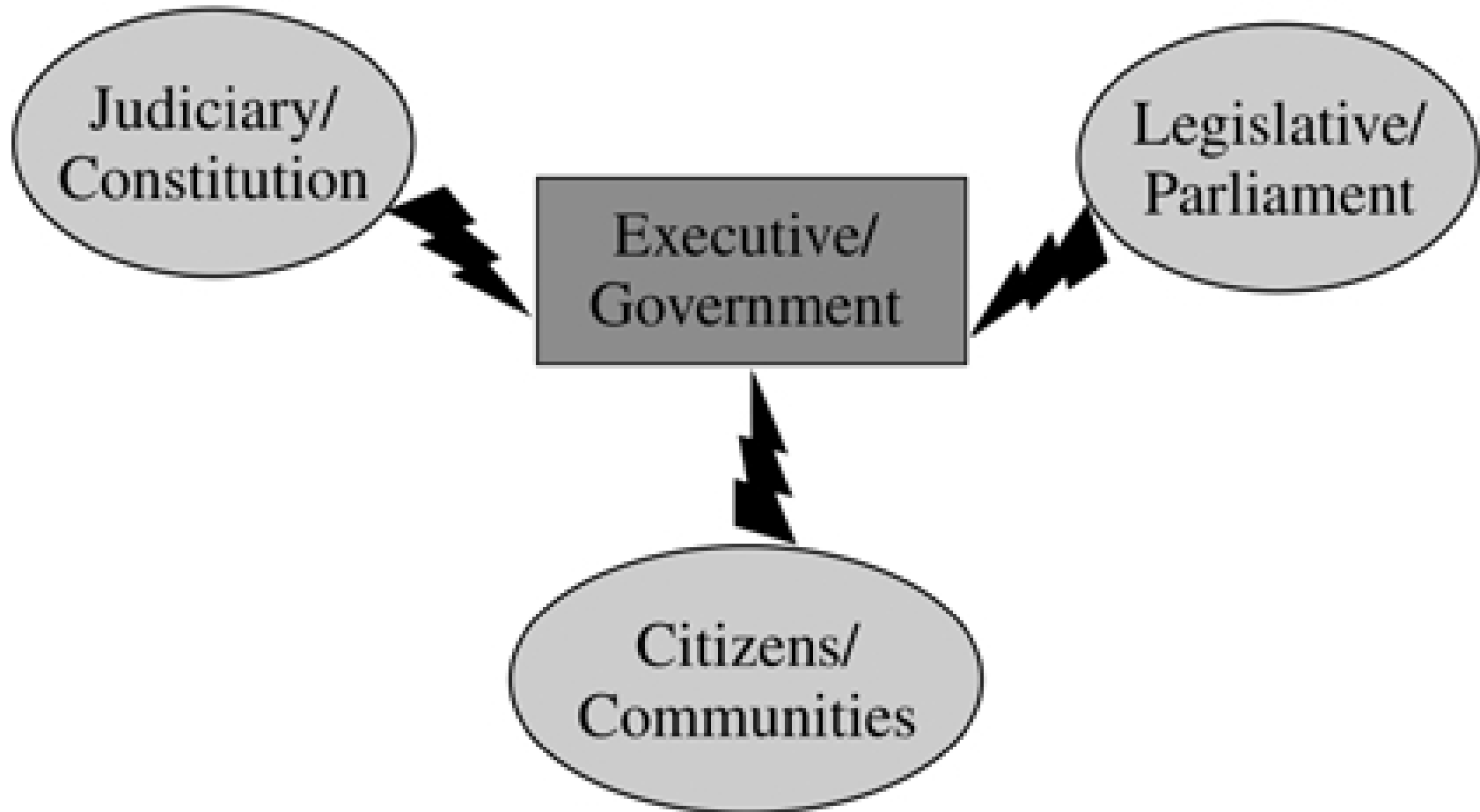
STANDARDISATION AS TOOL FOR EMPOWERMENT AND ENGAGEMENT

Urban Centres as an Eco-System for Creativity & Innovation



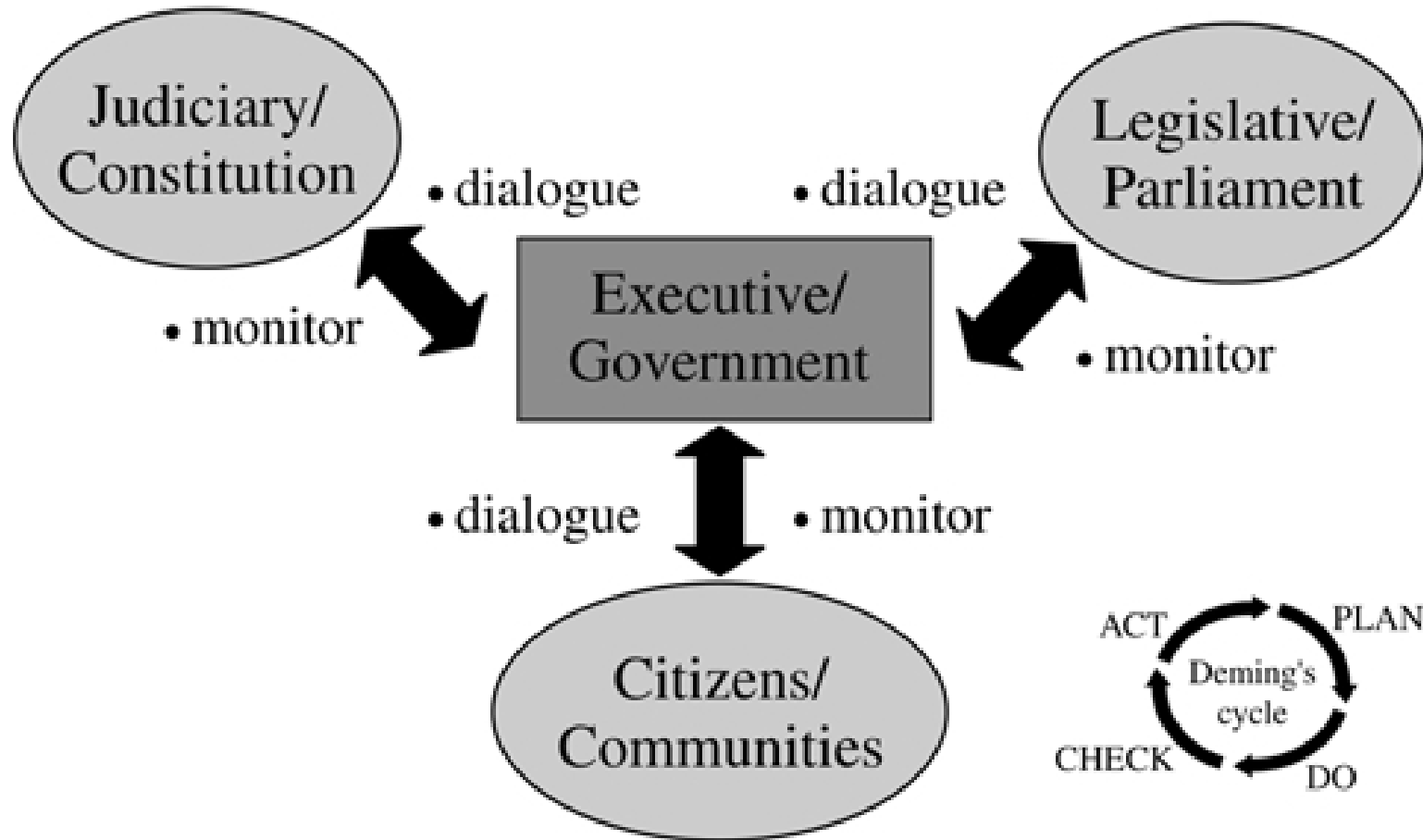
- Diversity
- Open system
- High connectivity (within and without)
- Fair competition of ideas, goods, services,
- Data rich environment
- Creative class and competent makers

Stakeholder Conflict (Saner, 2002)



“Quality Assurance for Public Administration: A Consensus Building Vehicle.”
<http://www.csend.org/publications/public-administration/16-quality-assurance-for-public-administration-a-consensus-building-vehicle>)

QMS as Tool for Consensus (Saner, 2002)



“Quality Assurance for Public Administration: A Consensus Building Vehicle.”
<http://www.csend.org/publications/public-administration/16-quality-assurance-for-public-administration-a-consensus-building-vehicle>)

Standardisation as Consensus Making within Public Sector



- **SDG Goal 11:** “Making cities and human settlements *inclusive, safe, resilient and sustainable*”
(<https://sustainabledevelopment.un.org>)
- **2030 Development Agenda, includes economic, social and environmental sustainability (5Ps: People, Planet, Prosperity, Peace and Partnership)**



ISO 18091:2018

Global Quality
Standard

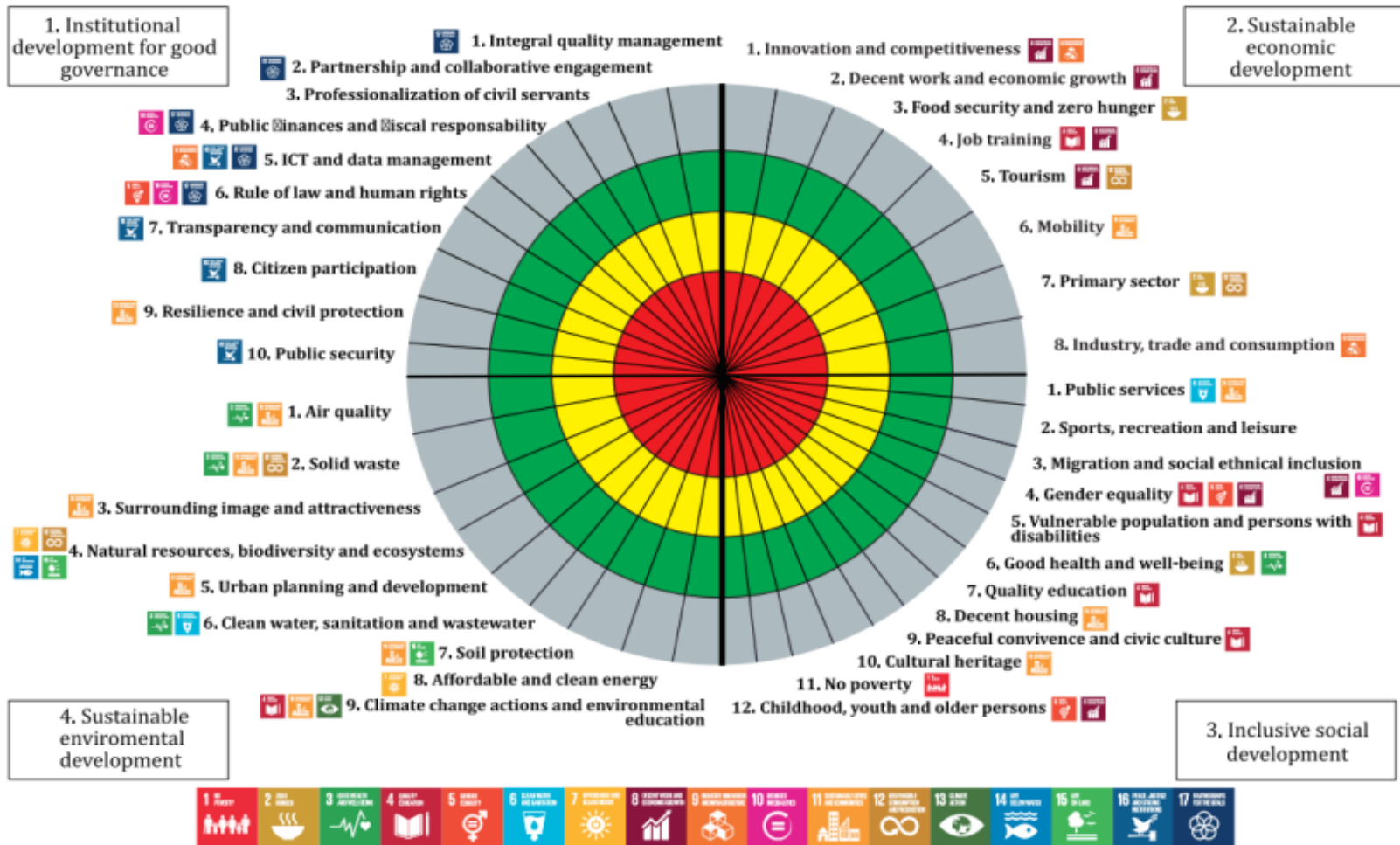
Easy-to-Use

Balanced



“ISO 18091:2014 is a general standard that aims to help local government organizations relate the concepts of quality management as described in the ISO 9000 family of standards with the practice and terminology commonly employed in the local government context”

ISO 18091: 2018 Annex D



The 39 indicators can be verified with a questionnaire that identifies sub-indicators based on examples and evidence of results. These sub-indicators can vary in scope, evidence, number or quality, depending on the type of municipality or city.

Conclusion



- Trust and satisfaction are soft indicators of “good governance”, not sufficient but necessary (Bourkaert & Van de Walle, 2004)
- **Standardised, traceable and transparent operational procedures at the city level lead to space for participation, dialogue, joint problem solving and better policies (experiences from application of Quality Management Systems)**
- **Accumulation of data supports meta analysis and institutional memory and impetus for improvement and change/transformation**
- **Resulting in accelerating the SDG implementation & attainment (S&S cities)**



PNG Source: https://www.seekpng.com/ipng/u2r5u2y3w7q8r5i1_thumbs-up-icon-green/



Reference

- **Monitoring the SDGs: digital and social technologies to ensure citizen participation, inclusiveness and transparency, Saner, Yiu and Nguyen. Dev Policy Rev. 00:1–18, 2020**
- **“Implementing the SDGs by Subnational Governments: Urgent Need to Strengthen Administrative Capacities” by Saner, Yiu, Golab, Sidibé (2017), PAAP 20.2:23-40, 2017**
- **“Quality Assurance for Public Administration: A Consensus Building Vehicle” by Saner, R., POR: A Global Journal, 2: 407–414, 2002**

